

Agency Name: Whitesboro, City of
Grant/App: 2390001 **Start Date:** 9/1/2010 **End Date:** 8/31/2011
Fund Source: CX-Criminal Justice Programs Solicitation
Project Title: Purchase of a New Police Vehicle for Partol Officers
Status: Application - Grant Review **Fund Block:** 2010

Eligibility Information

Introduction

The Office of the Governor (OOG) publishes funding opportunities, known as **Requests for Applications (RFA)**, through the Texas Secretary of State. Click [here](#) to visit the Secretary of State's website to locate the RFAs in the appropriate Texas Register issue. In addition, OOG requires all applicants and grantee organizations to adhere to the *Texas Administrative Code (TAC)* as adopted. Click [here](#) to view the current TAC, or click [here](#) to view the previous versions of the TAC.

Submission Process

When applying for a grant pursuant to an **RFA** published in the *Texas Register* by OOG, applicants must submit their applications according to the requirements provided in the **RFA**. OOG may also consider applications for grants that are not submitted pursuant to an **RFA**. Applicants will be selected in accordance with *1 TAC*, §3.7.

Selection Process

All applications submitted to OOG are reviewed for eligibility, reasonableness, availability of funding, and cost-effectiveness. For applications submitted pursuant to an **RFA**, the executive director will select a review group, COG, or other designee to prioritize the applications and submit a priority listing to the executive director, who will render the final funding decision. A review group may include staff members, experts in a relevant field, and members of an advisory board or council. For more information regarding the selection process, see *1 TAC*, §3.7.

Funding Decisions

All grant funding decisions rest completely within the discretionary authority of OOG. The receipt of an application for grant funding by OOG does not obligate OOG to fund the grant or to fund it at the amount requested. Neither the approval of a project nor any grant award shall commit or obligate OOG in any way to make any additional, supplemental, continuation, or other award with respect to any approved project or portion thereof. OOG makes no commitment that a grant, once funded, will receive priority consideration for subsequent funding. For more information regarding the application process, see *1 TAC*, §3.7 and 3.9.

Adoptions by Reference

All grantees receiving federal and state funds must comply with the applicable statutes, rules, regulations, and guidelines related to the funding source under which the grant is funded. In instances where both federal and state requirements apply to a grantee, the more restrictive requirement applies. For more information regarding grant funding, see *1 TAC*, §3.19.

Community Plans

Each community, consisting of a single county or a group of counties, must file with a COG a community plan that addresses the community's criminal justice priorities. A community plan should assess local trends and

data; identify problems, resources, and priorities; develop effective strategies; and set goals and objectives. For more information regarding community plans, see *I TAC*, §3.51.

Juvenile Justice and Youth Projects

Juvenile justice projects or projects serving delinquent or at-risk youth, regardless of the funding source, must address at least one of the priorities developed in coordination with the Governor's Juvenile Justice Advisory Board to be eligible for funding. For more information regarding these priorities, see *I TAC*, §3.53.

Monitoring

OOG will monitor the activities of grantees as necessary to ensure that grant funds are used for authorized purposes in compliance with all applicable statutes, rules, regulations, guidelines, and the provisions of grant agreements, and that grantees achieve grant purposes. Grantees must make available to OOG or its agents all requested records relevant to a monitoring review. For more information regarding monitoring, see *I TAC*, §3.2601.

Your organization's Texas Payee/Taxpayer ID Number:
756000712

Application Eligibility Certify:
Created on:3/1/2010 1:31:11 PM By:Scott Taylor

Profile Information

Introduction

The **Profile Details** section collects information about your organization such as the name of your agency and project title, the geographic area your project will serve and information about your grant officials. Click on the **Save and Continue** button at any time to save the information entered on this page. If you do not click on this button and navigate away from the page, your work will be lost. When you click the **Save and Continue** button, you may receive several error messages that instruct you to complete the required fields. Your data on any given tab will not save to the system until all required fields are complete and correct. In addition, you have a 2-hour time limit for each tab where you will need to complete the information correctly and then click the **Save and Continue** button. There is a timestamp in the upper-right hand corner of the page that notes when you first clicked on the tab. From that point, you have 2 hours to complete the information on that tab correctly. If you do not complete the information correctly (for the required fields) and then you click on the **Save and Continue** button, you will be redirected to the eGrants Home Page. If this happens, your data will not be saved in the system. You may also choose to compose a message on this page for OOG to review. This can be done by typing in the **Notes By Grantee / OOG** message box.

Email Addresses & Grant Officials Information

Designating Grant Officials Within your Application:

Enter a valid and unique email address for each grant official and click the **Verify Email and Set Official to the Project** button. If you receive an error message regarding an email address, the grant official you are trying to assign to the project has not registered for a user account in eGrants. Please inform the agency's grant official or designee that they must log in to the [eGrants Home Page](#), and register for a user account. If you need technical assistance, please contact the [eGrants Help Desk](#) by email.


Updating Grant Officials on Active Grants:

To reassign a grant official - **Authorized Official, Financial Officer, Project Director, or Grant Writer** - to

your grant project, ensure that the new official registers for a user account in eGrants *first*. Next, go to the Request.Adjustment tab and check the box indicating you would like to Designate a New Grant Official, provide a brief explanation for the change in the Grant Adjustment Justification box, and then click the 'Create Adjustment Request' button. This will open the Profile.Details tab allowing you to make the appropriate changes. After you have entered a valid email address for the new Official, go to the Certify.Adjustment tab and click on the 'Certify Adjustment' button to send your request to OOG for review. If your organization is designating a new Authorized Official, check your records to see if a revised Resolution is required. Upload the approved Resolution to your grant project on the 'Summary / Upload Files' sub-tab. If you need technical assistance, please contact the [eGrants Help Desk](#) by email.

Getting Started

On this tab you will notice a certain icon that is displayed.

-  = an **information** icon - this help icon is next to certain items that may need further explanation. Simply click and review the information provided in the pop up window.

Applicant Agency Name: Whitesboro, City of
Project Title: Purchase of a New Police Vehicle for Partol Officers
Division or Unit to Administer the Project: Whitesboro Police Department
Address Line 1: P.O. Box 340
Address Line 2: 113 W. Main Street
City/State/Zip: Whitesboro Texas 76273
Payment Address Line 1: P.O. Box 340
Payment Address Line 2: 113 W. Main Street
Payment City/State/Zip: Whitesboro Texas 76273-0340
Start Date: 9/1/2010
End Date: 8/31/2011

Regional Council of Governments(COG) within the Project's Impact Area: Texoma Council of Governments
Headquarter County: Grayson
Counties within Project's Impact Area: Gray,Grayson

Grant Officials:

Authorized Official

User Name: Michael Marter
Email: mmarter@whitesborotexas.com
Address 1: Post Office Box 340
Address 1:
City: Whitesboro, Texas 76273
Phone: 903-564-3311 Other Phone:
Fax:
Agency:
Title: Mr.
Salutation: Mr.

Project Director

User Name: Scott Taylor

Email: staylor@whitesborotexas.com

Address 1: 113 W Main Street

Address 1: P.O. Box 340

City: Whitesboro, Texas 76273

Phone: 903-564-3585 Other Phone: 903-564-4000

Fax: 903-564-6254

Agency:

Title: Mr.

Salutation: Chief

Financial Official

User Name: Teresa Nino

Email: tnino@whitesborotexas.com

Address 1: P.O. Box 340

Address 1:

City: Whitesboro , Texas 76273

Phone: 903-564-3311 Other Phone:

Fax:

Agency:

Title: Ms.

Salutation: Ms.

Grant Writer

User Name: Scott Taylor

Email: staylor@whitesborotexas.com

Address 1: 113 W Main Street

Address 1: P.O. Box 340

City: Whitesboro, Texas 76273

Phone: 903-564-3585 Other Phone: 903-564-4000

Fax: 903-564-6254

Agency:

Title: Mr.

Salutation: Chief

Grant Vendor Information

Introduction

The **Grant Vendor** section of the application collects grant payment information for your organization. The following items will be auto-filled from previous data you supplied in eGrants: Organization Type, State Payee Identification Number, and Data Universal Numbering System (DUNS) identifier (if applicable). Click on the **Save and Continue** button at any time to save the information entered on this page. If you do not click on this button and navigate away from the page, your work will be lost. When you click the **Save and Continue** button, you may receive several error messages that instruct you to complete the required fields. Your data on any given tab will not save to the system until all required fields are complete and correct. In addition, you have a 2-hour time limit for each tab where you will need to complete the information correctly and then click the **Save and Continue** button. There is a timestamp in the upper-right hand corner of the page that notes when you first clicked on the tab. From that point, you have 2 hours to complete the information on that tab correctly. If you do not complete the information correctly (for the required fields) and then you click on the **Save and Continue** button, you will be redirected to the eGrants Home Page. If this happens, your data will not be saved

in the system. You may also choose to compose a message on this page for OOG to review. This can be done by typing in the **Notes By Grantee / OOG** message box.

Financial Management Tools

In order to receive payments from OOG, download, complete and email the following forms to the Office of the Governor, Financial Services Division ([FSD](#)). Or, you may fax completed forms to (512) 463-4114.

Note: As of March 1, 2010, these forms will no longer be accepted in hard copy format.


Texas Application for Payee Identification Number Form in [PDF](#) - 12/08/2009

* *updated* Texas Direct Deposit/Advance Payment Form in [MS Excel](#) or [PDF](#) - 03/04/2010

IRS W-9 Form in [PDF](#) - 12/08/2009

Getting Started

On this tab you will notice a certain icon that is displayed.

-  = an **information** icon - this help icon is next to certain items that may need further explanation. Simply click and review the information provided in the pop up window.

Organization Type: Unit of Local Government (City, Town, or Village)

Organization Option: applying to provide services to all others

Applicant Agency's State Payee Identification Number (e.g., Federal Employer's Identification (FEI) Number or Vendor ID): 756000712

Data Universal Numbering System (DUNS): 134546522

Payment Address Line 1: P.O. Box 340

Payment Address Line 2: 113 W. Main Street

Payment City/State/Zip: Whitesboro Texas 76273-0340

Narrative Information

Introduction

The **Narrative** section is the description of your project. It is important that the information you provide about your project is clear and as concise as possible. Note: All applicants must certify to the eligibility requirements specific to the fund source. The minimum requirements to complete this page are the **Program Requirements, Problem Statement, Supporting Data, Goal Statement, and Project Summary** sections. We recommend that you complete any sections applicable to your project to assist in the application review process.


Click on the **Save and Continue** button at any time to save the information entered on this page. If you do not click on this button and navigate away from the page, your work will be lost. When you click the **Save and Continue** button, you may receive several error messages that instruct you to complete the required fields. Your data on any given tab will not save to the system until all required fields are complete and correct.

In addition, you have a 2-hour time limit for each tab where you will need to complete the information correctly and then click the **Save and Continue** button. There is a timestamp in the upper-right hand corner of the page that notes when you first clicked on the tab. From that point, you have 2 hours to complete the information on that tab correctly. If you do not complete the information correctly (for the required fields) and then you click on the **Save and Continue** button, you will be redirected to the eGrants Home Page. **If this happens, your**

data will not be saved in the system. You may also choose to compose a message on this page for OOG to review. This can be done by typing in the **Notes By Grantee / OOG** message box.

Getting Started

On this tab you will notice a certain icon that is displayed.

-  = an **information** icon - this help icon is next to certain items that may need further explanation. Simply click and review the information provided in the pop up window.

Primary Mission and Purpose

The purpose of Criminal Justice Programs is to reduce crime and improve the criminal justice system.

Funding Levels

The anticipated funding levels for Criminal Justice Programs are as follows:

- Minimum Award - \$10,000
- Maximum Award – Units of local government are limited to no more than the total amount of local funds expended on criminal justice services in the entity's previous fiscal year. Criminal justice services are defined as the total amount the unit of government spent on law enforcement, corrections and judicial services.
- Matching funds are not required.

For more information regarding grantee match, please click on the **Budget** tab, and then click on the **Source of Match** tab in eGrants.

***Note:** If you voluntarily include matching funds, you will be held to that amount throughout the grant period.*

Program Requirements

***Note:** The Criminal Justice Program is funded through both federal and state fund sources. The requirements for this fund source are subject to change pursuant to actions of the U.S. Congress and federal guidance. All awards are subject to the availability of appropriated funds and any modifications or additional requirements that may be imposed by law.*

Preferences – Preference will be given to applicants who demonstrate cost effective programs focused on a comprehensive and effective approach to services that compliment the criminal justice system while performing the following activities:

1. Target statistically supported areas of violent crime.
2. Promote the use of inter-local agreements (Texas Government Code, Chapter 791) to target statistically supported crime threats to a specified geographical area.
3. Promote intelligence sharing, crime reporting and communication.
4. Promote comprehensive solutions to local criminal justice priorities.

Criminal Justice Expenditures - Applicant assures that the amount of the application is no more than the amount it expended on local criminal justice services in the previous year. Criminal justice services are defined as the total amount the unit of government spent on law enforcement, corrections and judicial services.

Prohibition on Serving Certain Adult Offenders - Applicants will not serve adult offenders charged with, given deferred adjudication for, or convicted of violent or other serious crimes including murder, arson, robbery, sexual assault, aggravated sexual assault, burglary, felony drug crimes, crimes against children, kidnapping, aggravated kidnapping, and manslaughter, unless the executive director of CJD grants an

exception.

Purpose Areas

Applicant assures that its proposed project meets at least one of the following Purpose Areas to be eligible for funding:

Law Enforcement - Supports state and local law enforcement agencies that address violent crime or statistically supported major crime initiatives at the local level.

Prosecution and Court - Programs that improve the prosecution of serious and violent crimes, including those that reduce the time from arrest to disposition.

Technology – Programs that implement or expand a law enforcement agency’s ability to report and analyze crime. Applicant assures that any criminal intelligence databases developed under this program will comply with 28 CFR Part 23.

Corrections and Community Corrections – Programs that reintegrate adults into the community.

Drug Treatment – Programs that target substance abuse treatment for adults who have been court ordered to participate, including drug courts and projects that serve as alternatives to incarceration.

----- RESERVED FOR CJD USE ONLY -----

*Note: Drug Courts are not eligible to apply under the Criminal Justice Program solicitation; therefore, the entire **Drug Court Program Requirements** section as follows is reserved for future use. All applicants should proceed to the **Program Income** section.*

Drug Court Program Requirements

Drug Court programs that provide court-supervised substance abuse treatment as an alternative to traditional criminal sanctions, as defined in Chapter 469 of the Texas Health and Safety Code must incorporate the following ten (10) essential characteristics of drug courts noted below and codified in Texas Health and Safety Code §469.001 to be eligible for funding:

Ten Essential Characteristics

Integration of Services – The integration between alcohol and other drug treatment services in the processing of cases in the judicial system.

Non-Adversarial Approach – The use of a non-adversarial approach involving prosecutors and defense attorneys to promote public safety and to protect the due process rights of program participants.

Prompt Placement – Early identification and prompt placement of eligible participants in the program.

Access – Access to a continuum of alcohol, drug, and other related treatment and rehabilitative services.

Abstinence Monitoring – Monitoring of abstinence through weekly alcohol and other drug testing.

Compliance Strategy – A coordinated strategy to govern program responses to participants’ compliance.

Judicial Interaction – Ongoing judicial interaction with program participants.

Evaluation – Monitoring and evaluation of program goals and effectiveness.

Education – Continuing interdisciplinary education to promote effective program planning, implementation, and operations.

Partnerships – Development of partnerships with public agencies and community organizations.

General Approaches

- Pre-adjudication - The defendant is diverted to the treatment program in lieu of prosecution before charges are filed or before final case.
- Post-adjudication - The drug offender begins the drug court program after entering a plea of guilty or nolo contendere or having been found guilty, often as a condition of probation.
- Reentry - Offenders completing sentences of incarceration or lengthy terms of residential treatment are ordered into the treatment program to facilitate their transition and reintegration into society.
- Civil - Participants enter the drug court program in relation to suits affecting the parent-child relationship, child welfare / CPS cases, child support cases, or other civil matters.

Select the **general approach(es)** this drug court fill follow below.

Select all that apply:

Pre-adjudication

Post-adjudication

Reentry

Civil

N/A

Observation – The drug court team (judge, prosecutor, defense counsel, treatment provider, supervision officer, court coordinator, etc.) of a new program must observe at least one drug court staffing session and hearing, in Texas, prior to program implementation.

Policies and Procedures – The drug court will develop and maintain written policies and procedures for the operation of the program.

Information Sharing – The applicant will submit a copy of any project evaluations, evaluation plans, recidivism studies, or related reports that are completed during the grant period to CJD.

Jurisdiction - Provide the name of the court administering the Drug Court program (*e.g., 999th Judicial District Court, Somewhere County Criminal Court, or City of Somewhere Municipal Court*). If this has not been decided enter 'To Be Determined', or enter 'N/A' if this item does not apply.

Drug Court Date - If the Drug Court has commenced operations, provide the date that this Drug Court was established.

Enter the date [mm/dd/yyyy]:

Drug Court Type

- Adult - Programs serving adults (either pre-adjudication, post-adjudication, or reentry).
- Family - Programs serving parents who enter the drug court in relation to suits affecting the parent-child relationship, including child welfare / CPS cases, child support cases, or other civil matters.
- Juvenile - Programs serving juveniles (either pre-adjudication, post-adjudication, or reentry).

Select the type of drug court that will be operated:

- Adult
- Family
- Juvenile
- N/A

Will the drug court accept **DWI offenders**?

Select the appropriate response:

- Yes
- No
- N/A

Presiding Judge - The presiding judge of a drug court funded with Drug Court funds must be an active judge holding elective office or a master. Is the presiding judge of the drug court an active judge holding elective office or a master?

Select the appropriate response:

- Yes
- No
- N/A

Enter the name of the **Presiding Judge** for the Drug Court. If this has not been decided enter 'To Be Determined', or enter 'N/A' if this item does not apply.

Enter the name of the **Drug Court Coordinator**. If this has not been decided enter 'To Be Determined', or enter 'N/A' if this item does not apply.

***Note:** The Drug Court Coordinator usually monitors the operation of the Drug Court, supervises Drug Court staff, participates in Drug Court judicial staff meetings, prepares and oversees Drug Court contracts with service providers, maintains data on Drug Court operations, and communicates with legal staff, government officials, social service agencies, and the public regarding matters of the Drug Court.*

Has the drug court ever applied for **federal funding**?

Select the appropriate response:

- Yes
- No
- N/A

Has the drug court ever received **federal funding**?

Select the appropriate response:

- Yes
- No
- N/A

If you selected **Yes** above, provide the federal award amount, grant period [mm/dd/yyyy to mm/dd/yyyy], and explain how CJD funds will be used to support or expand the project and not replace existing funds.

Enter the federal funding description:

----- END RESERVED AREA -----

Program Income

Applicant agrees to comply with all federal and state rules and regulations for program income and agrees to report all program income that is generated as a result of the project's activities. Applicant agrees to report program income to CJD through a formal grant adjustment and to secure CJD approval prior to use of the program income. Applicant agrees to use program income for allowable costs and agrees to expend program income immediately after CJD's approval of a grant adjustment and prior to requesting reimbursement of CJD funds.

Deduction Method - Program income shall be deducted from total allowable costs to determine the net allowable costs. Program income shall be used for current costs unless CJD authorizes otherwise. Program income which the grantee did not anticipate at the time of the award shall be used to reduce the CJD award and grantee match rather than to increase the funds committed to the project.

Asset Seizures and Forfeitures - Program income from asset seizures and forfeitures is considered earned when the property has been adjudicated to the benefit of the plaintiff (e.g., law enforcement entity).

Seizures and Forfeitures

Applicant agrees to comply with the following:

1. Applicant will maintain on file and provide a copy of the asset sharing agreement between the applicant agency and any other criminal justice agency outlining the distribution of assets forfeited in the course of grant-related activities. The asset agreement must clearly describe the distribution of forfeited assets within the grantee agency in regards to grant funded and non-grant funded personnel participating in grant-related activities.
2. Applicant shall maintain a logbook of all assets seized in the course of grant-related activities. The logbook shall record the assets seized, the date and time of the asset seizure, the case number of the incident involving the asset seizure, the name of the grantee agency employee(s) who were involved in the seizure of the assets, the date seized assets are forfeited, the date forfeited assets are liquidated if not cash, and the final disposition of cash from cash forfeitures or property sales to the grantee agency.

Uniform Crime Reporting

Applicant assures that it is current and has been current in reporting required Part I violent crime data for the three previous years to the Texas Department of Public Safety, and will continue timely reporting of required crime data throughout the grant period.

Criminal History Reporting

Applicant assures that they are currently reporting and will maintain timely reporting of all information required under the *Texas Code of Criminal Procedure, Chapter 60*.

Constitutional Compliance

Applicant assures that they will engage in no activity that violates Constitutional law including profiling based upon race.

Information Systems

Applicant assures that any new criminal justice information systems will comply with data sharing standards for the Global Justice XML Data Model and the National Information Exchange Model.

Justice Assistance Grant (JAG) Program

Applicant assures that if its agency was eligible to apply, it did apply for a direct award from the Bureau of Justice Assistance for JAG funds under the Edward Byrne Memorial Justice Assistance Formula Grant

Program: Local Solicitation.

Was your agency eligible for a ([direct award](#))?

Yes

No

Did your agency apply for these funds?

Yes

No

If you selected **Yes** above, provide the amount you are eligible to receive, or have already received.

0

If you selected **Yes** above, describe how you plan to use the funds.

Central Contractor Registry (CCR)

Applicant assures that it is currently registered or will register in the federal Central Contractor Registration database. Information about registration procedures can be accessed at <http://www.ccr.gov>.

Enter the CCR Expiration Date:

6/2/2010

Is your agency registered in the CCR?

Yes

No

If you selected **Yes** above, provide the name of your E-Business Point of Contact:

Scott Taylor

Civil Rights Liaison

A civil rights liaison who will serve as the grantee's civil rights point of contact and who will be responsible for ensuring that the grantee meets all applicable civil rights requirements must be designated. The designee will act as the grantee's liaison in civil rights matters with CJD and with the federal Office of Justice Programs.

Enter the Name of the Civil Rights Liaison:

Teresa Nino

Enter the Address for the Civil Rights Liaison:

P.O. Box 340 Whitesboro, Texas 76273

Enter the Phone Number for the Civil Rights Liaison:

9035643311

Certification

Each applicant agency will certify to the specific criteria detailed above under **Program Requirements** to be eligible for funding under the Criminal Justice Programs Solicitation.

I certify to all of the above eligibility requirements.

Problem Statement:

Please provide a detailed account in the Problem Statement section of the existing issues your project will target.

Enter your problem statement:

[Due to the economy, lower sales tax revenue, and property tax revenue, the Whitesboro Police Department is not financially able to keep our fleet of patrol cars in good working condition. We have eight full-time officers](#)

and three reserve officers that work an average of one to two days a week. We currently have six marked patrol cars and no other vehicles available. Officers are having to double up in three to four vehicles resulting in high mileage and frequent break downs. Of the six patrol cars in our fleet, we have one car having the transmission replaced at this time, making it unavailable. Two of our vehicles have mileages over 90,000 miles; one vehicle has mileage over 70,000 miles; our two remaining vehicles have mileages respectively of near 50,000 miles and 30,000 miles. Last budget we were able to add an officer and three unpaid reserve officers. This was to help with the increased crime in our city and area. We have had an increase in juvenile and adult crimes. We have juvenile breaking into cars and vandalizing parks. We are located fifteen miles from Gainesville TX who has a large problem with gangs that has moved in from Dallas and drug activity. We have started dealing with these gang members and drugs, who are trying spread out into our community. We are dealing with the same issues with the City of Sherman, with their criminals moving into our quiet, small community. They are located twenty miles east of us on a major highway. With our additional officers and three unpaid reserves we are trying to combat these gangs dealing drug dealer trying to move into our quiet, small town community. But, with our revenue down, we are not able to keep up with our equipment needs. So this marked police vehicle will go a long ways in keeping our and other communities safe.

Supporting Data:

Provide as much supporting data, to include baseline statistics and the sources of your data, which are pertinent to where the grant project is located and/or targeted. Do not use statewide data for a local problem or national data for a statewide problem.

Enter your supporting data:

Numbers do not always accurately reflect the problems associated with the increase of crime, so here are some documented incidents I have been talking about. Two to three weeks ago we served a search warrant on an apartment, where a male and female from Gainesville were selling drugs to our adults and kids in our community. They were 30 and 17 years of age. On a camera we seized were fellow gang members from Gainesville TX throwing gang signs. There are other examples of this as well. We have four to five different groups of Juveniles who were caught burglarizing vehicles over the night at different times throughout the year. In just once incident, they had broken into ten vehicles, one camper, and stole three purses. Another time they broke into four to five cars. In yet another, they broke into a house and there are many other incidences. The juveniles have defaced our parks and caused countless damage. We have juveniles trying to form gangs such as the ones moving into our town. The incidents occur almost daily and are causing our citizens to feel unsafe and turning our good children into bad, due to the negative role models. We could supply numbers of increased crime, but I don't feel they would really reflect the serious problem that the City of Whitesboro is facing in this new age of criminal activity. We have a community oriented police force that will be aided in reaching our community with the new marked patrol car.

Community Plan:

For projects that have a local or regional impact target area, provide information regarding the community plan need(s) that your project will address.

Enter your community planning needs:

We have a community plan with the Texoma Council of Government along with other communities. This plan includes keeping our equipment updated in that we can perform our duties in a safe, effective manner that keeps our citizens and community safe and free of crime. (See Texoma Council of Government Community Plan)

Goal Statement:

Provide a brief description of the overall goals and objectives for this project.

Enter a description for the overall goals and objectives:

Our goal with this grant and new marked patrol vehicle is to increase our patrols and keep our officers on the streets with safe and dependable vehicles that are not worn out. We will be able to have our officers in their own cars that will increase patrols instead of working with two officers per car due to the lack of vehicles. We will be able to deter crime by preventative patrols and catching the offenders who are committing the crimes. We will be able to stop gangs and drug dealing criminals from infiltrating our city from Gainesville that is located

15 miles west of our town on a major highway

Cooperative Working Agreement (CWA):

When a grantee intends to carry out a grant project through cooperating or participating with one or more outside organizations, the grantee must obtain authorized approval signatures on the cooperative working agreement (CWA) from each participating organization. Grantees must maintain on file a signed copy of all cooperative working agreements, and they must submit to CJD a list of each participating organization and a description of the purpose of each CWA. Cooperative working agreements do not involve an exchange of funds.

For this project, provide the name of the participating organization(s) and a brief description of the purpose(s) for the CWA(s). You should only provide information here that this project's successful operation is contingent on for the named service or participation from the outside organization.

Note: A **Sample CWA** is available [here](#) for your convenience.

Enter your cooperating working agreement(s):

Continuation Projects:

For continuation projects only, if your current or previous year's project is NOT on schedule in accomplishing the stated objectives, briefly describe the major obstacles preventing your organization from successfully reaching the project objectives as stated within your previous grant application. (Data may be calculated on a pro-rated basis depending on how long the current or previous year's project has been operating.)

Enter your current grant's progress:

Project Summary:

Briefly summarize the entire application, including the project's problem statement, supporting data, goal, target group, activities, and objectives. Be sure that the summary is easy to understand by a person not familiar with your project and that you are confident and comfortable with the information if it were to be released under a public information request.

Enter your summary statement for this project:

With the new marked patrol car, we will be able to lift the burden off of our old fleet of cars. We will be able to increase patrols that will aid in the reduction of crime. Our officers will have more dependable vehicles which will make us more dependable to our citizens. This vehicle will help us in our community policing effort in an attempt to turn our criminals and kids into law biding citizens.






Project Activities Information

Introduction

The **Project Activities** section of the application gathers information about the type of activities your project will incorporate. Click on the **Save and Continue** button at any time to save the information entered on this page. If you do not click on this button and navigate away from the page, your work will be lost. When you click the **Save and Continue** button, you may receive several error messages that instruct you to complete the required fields. Your data on any given tab will not save to the system until all required fields are complete and correct. In addition, you have a 2-hour time limit for each tab where you will need to complete the information correctly and then click the **Save and Continue** button. There is a timestamp in the upper-right hand corner of the page that notes when you first clicked on the tab. From that point, you have 2 hours to complete the information on that tab correctly. If you do not complete the information correctly (for the required fields) and then you click on the **Save and Continue** button, you will be redirected to the eGrants Home Page. If this happens, your data will not be saved in the system. You may also choose to compose a message on this page for OOG to review. This can be done by typing in the **Notes By Grantee / OOG** message box.

Getting Started

On this tab you will notice certain icons that are displayed.

-  = a **pencil** icon - click on this icon to edit your selections.
-  = a **pencil** icon with a **red slash** through it – click on this icon to cancel your edits.
-  = a **red delete** icon – click on this icon to delete the item.
-  = a **diskette** icon - click on this icon to save your work. When this icon appears, it is your queue to save the item that you are working on; otherwise, your data will be lost.
-  = an **information** icon - this help icon is next to certain items that may need further explanation. Simply click and review the information provided in the pop up window.

----- RESERVED FOR CJD USE ONLY -----

***Note:** Drug Courts are not eligible to apply under the Criminal Justice Program solicitation; therefore, the entire **Drug Court** section as follows is reserved for future use. All applicants should proceed to the **Law Enforcement Funding** section.*

Drug Courts

Does your project have a Steering Committee that helps direct and enhance your court's operations?

- Yes
 No
 N/A

List the members of your drug court team and describe their role in supporting the participants.

Provide the average caseload size for a full-time case manager/probation officer assigned to this project.

Provide your project's policy on drug testing participants.

Describe the process you will use to determine your project's effectiveness.

Provide the total cost for operating your project during the previous fiscal year. (This should include all salaries, travel, counseling, treatment services, office supplies, etc.)

0

List the sources and amounts of non-CJD funding used to support this project during the previous fiscal year. (This may include local or state funds and any other charges to participants.)

List the treatment resources used for this project (e.g., ATR, TAIP, in-house, etc.).

Fees collected by your County in accordance with Chapter 102.0178, Code of Criminal Procedure, for offenses found in Chapter 49, Penal Code (DWI) and Chapter 481, Health and Safety Code (controlled substances):

Provide the total collected in the previous fiscal year by your county. (The party responsible for collecting court assessed fees in your county may be the treasurer, county clerk, or district clerk.)

0

Of the fees collected in your county, provide the amount that was directed to your project?

0

Describe how your project used those fees?

----- END RESERVED AREA -----

Law Enforcement Funding

What is your agency's approved budget for law enforcement operations for the current fiscal year?

539872

How many commissioned peace officers are funded through your agency's current budget?

11

Provide the amount of asset forfeitures awarded to your agency in the previous fiscal year.

243

Provide the balance of asset forfeitures on hand as of the date of this application.

4953

Describe the proposed use of the forfeiture funds:

To purchase equipment and to provided training to officer so that they can fight drug crimes,along with others.

Does your agency expect to be awarded funds from any of the following sources during the project period of this grant?

Select the appropriate response(s):

- The American Recovery and Reinvestment Act (any source)
- Community Oriented Policing (COPS)
- Weed and Seed Program
- Bureau of Justice Assistance
- Homeland Security Grant Program (HSGP)
- Operation Stonegarden (OPSG)
- Interoperable Emergency Communications Grant Program (IECGP)
- Emergency Operations Center (EOC) Grant Program
- State Criminal Justice Planning (421) Fund
- Governor's Division of Emergency Management (GDEM) or Texas Department of Public Safety
- Texas Automobile Burglary and Theft Prevention Authority (ABTPA)
- Selective Traffic Enforcement Program (STEP)
- Texas Border Sheriff's Coalition (TBSC)
- Other state or federal grant programs
- Private Organization, Private Enterprise, or Non-Government Organization Grant Programs
- Applicant does not expect to receive grant funds from any source to support its law enforcement agency

If you selected any of the boxes above (except for the last box), provide the **total** projected amount of funds your agency anticipates receiving from all of these sources.

0

If you selected any of the boxes above (except for the last box), describe your agency's internal controls and processes that will be used to **prevent supplanting** of your agency's budgeted funds with grant funds. Example: Timesheets will be tracked to determine allowable charges for each fund source and to ensure that duplicate invoices are not submitted to multiple agencies.

Selected Project Activities:

ACTIVITY	PERCENTAGE:	DESCRIPTION
Equipment Only Purchases	100.00	To purchase a new patrol vehicle and equipment for our patrol officer to help with our aging fleet of vehicles.

Geographic Area:

The City of Whitesboro incorporates approximately 3 square miles, Due to the increasing population in our area the Police department, calls to service are also increasing. During the summer months the traffic increases, due to our city being located next to Lake Texoma. Highway 377 becomes a major thoroughfare for all of this traffic

that runs north and south thru the city. Due to this traffic our accident, DWI, and call for service increase during these months.

Target Audience:

With this vehicle our officer will be able to effectively increase patrols, take calls, investigated crimes, increase drug enforcement, work DWI's, etc. We have 8 Full time officer and 3 reserves, who work in most cases 2-3 days a week in the same activities. We would like to increase reserves, but our vehicle can't even handle the one we have working now.

Gender:

With this vehicle, we will be able to assist all victims of all genders and ages. We will also be able to catch suspect of all ages and Genders violating a variety of federal, state and local law.

Ages:

This grant will target infants to the elderly.

Special Characteristics:

This vehicle will enable our officer to patrol more efficiently and safely. This vehicle will prevent vehicle and equipment malfunction that ill put the officer and citizen safety in jeopardy. I will also allow us to increase patrols resulting in a safer community and the criminal caught and put in to jail for efficiently.





Measures Information

Introduction

The **Project Measures** section of the application collects data to track the performance of your proposed project toward its stated objectives. Output measures demonstrate the level of activity of a project. Outcome measures demonstrate the impact of a project in a targeted area, reflecting the extent to which the goals and objectives of the project have been achieved. Output and outcome measures displayed on this page correspond to activities selected or created on the **Activities** page. Click on the **Save and Continue** button at any time to save the information entered on this page. If you do not click on this button and navigate away from the page, your work will be lost. When you click the **Save and Continue** button, you may receive several error messages that instruct you to complete the required fields. Your data on any given tab will not save to the system until all required fields are complete and correct. In addition, you have a 2-hour time limit for each tab where you will need to complete the information correctly and then click the **Save and Continue** button. There is a timestamp in the upper-right hand corner of the page that notes when you first clicked on the tab. From that point, you have 2 hours to complete the information on that tab correctly. If you do not complete the information correctly (for the required fields) and then you click on the **Save and Continue** button, you will be redirected to the eGrants Home Page. If this happens, your data will not be saved in the system. You may also choose to compose a message on this page for OOG to review. This can be done by typing in the **Notes By Grantee / OOG** message box.

Getting Started

On this tab you will notice certain icons that are displayed.

-  = a **pencil** icon - click on this icon to edit your selections.
-  = a **pencil** icon with a **red slash** through it – click on this icon to cancel your edits.
-  = a **diskette** icon - click on this icon to save your work. When this icon appears, it is your queue to save the item that you are working on; otherwise, your data will be lost.
-  = an **information** icon - this help icon is next to certain items that may need further explanation. Simply click and review the information provided in the pop up window.

Progress Reporting Requirements

All programs will be required to report the output and outcome measures for this program to Texas A&M University, Public Policy Research Institute ([PPRI](#)).

Objective Output Measures

OUTPUT MEASURE	CURRENT DATA	TARGET LEVEL
Number of agencies/departments to directly benefit from the equipment.	0	1
Number of contract hours planned to support equipment purchases.	0	0
Number of contracts planned to support local equipment purchases.	0	2
Number of NEW or expanded initiatives planned to receive equipment.	0	11
Number of pieces of equipment to be purchased.	0	4

Custom Objective Output Measures

CUSTOM OUTPUT MEASURE	CURRENT DATA	TARGET LEVEL
------------------------------	---------------------	---------------------

Objective Outcome Measures

OUTCOME MEASURE	CURRENT DATA	TARGET LEVEL
Number of agencies/departments that report improved efficiency as a result of the equipment.	0	1
Number of agencies/departments that report improved program quality as a result of the equipment.	0	1
Number of contract hours paid in support of equipment purchases.	0	0
Number of contracts executed in support of equipment purchases.	0	0
Number of NEW or expanded initiatives that received equipment.	0	1
Number of pieces of equipment purchased.	0	4
Number of staff receiving equipment that report a change in job performance as a result of the equipment.	0	11
Number of staff receiving equipment that report improved efficiency as a result of the equipment.	0	11
Number of staff receiving equipment that report improved program quality as a result of the equipment.	0	11

Custom Objective Outcome Measures

CUSTOM OUTCOME MEASURE	CURRENT DATA	TARGET LEVEL
-------------------------------	---------------------	---------------------


Documents Information

Introduction

The **Supporting Documentation** section of the application contains general grantee requirements. Please select or enter the appropriate responses in the areas below. Click on the **Save and Continue** button at any time to save the information entered on this page. If you do not click on this button and navigate away from the page, your work will be lost. When you click the **Save and Continue** button, you may receive several error messages that instruct you to complete the required fields. Your data on any given tab will not save to the system until all required fields are complete and correct. In addition, you have a 2-hour time limit for each tab where you will need to complete the information correctly and then click the **Save and Continue** button. There is a timestamp in the upper-right hand corner of the page that notes when you first clicked on the tab. From that point, you have 2 hours to complete the information on that tab correctly. If you do not complete the information correctly (for the required fields) and then you click on the **Save and Continue** button, you will be redirected to the eGrants Home Page. If this happens, your data will not be saved in the system. You may also choose to compose a message on this page for OOG to review. This can be done by typing in the **Notes By Grantee / OOG** message box.

Getting Started

On this tab you will notice a certain icon that is displayed.

-  = an **information** icon - this help icon is next to certain items that may need further explanation. Simply click and review the information provided in the pop up window.

Certification and Assurances

Each applicant must click on this link to review the standard [Certification and Assurances](#).

Resolution from Governing Body

Except for state agencies, each applicant must provide information related to the [resolution](#) from its governing body, such as the city council, county commissioners' court, school board, or board of directors. Please ensure that the resolution approved by your governing body addresses items one through four below.

1. Authorization by your governing body for the submission of the application to CJD that clearly identifies the name of the project for which funding is requested;
2. A commitment to provide all applicable matching funds;
3. A designation of the name and/or title of an authorized official who is given the authority to apply for, accept, reject, alter, or terminate a grant (Note: If a name is provided, you must update CJD should the official change during the grant period.); and
4. A written assurance that, in the event of loss or misuse of grant funds, the governing body will return all funds to CJD.

Upon approval from your agency's governing body, upload the [approved](#) resolution to eGrants by clicking on the **Upload Files** sub-tab located in the **Summary** tab.

Contract Compliance

Will CJD grant funds be used to support any contracts for professional services?

Select the Appropriate Response:

Yes

No

For applicant agencies that selected **Yes** above, describe how you will monitor the activities of the sub-contractor(s) for compliance with the contract provisions (including equipment purchases), deliverables, and all applicable statutes, rules, regulations, and guidelines governing this project.

Enter a description for monitoring contract compliance:

Lobbying

For applicant agencies requesting grant funds in excess of \$100,000, have any federally appropriated funds been paid or will be paid to any person for influencing or attempting to influence an officer or employee of any agency, a member of Congress, an officer or employee of Congress, or an employee of a member of Congress in connection with the awarding of any federal contract, the making of any federal grant, the making of any federal loan, the entering into of any cooperative agreement, and the extension, continuation, renewal, amendment, or modification of any federal contract, grant loan, or cooperative agreement?

***Note:** Pursuant to Texas Government Code §556.005, a political subdivision or private entity that receives state funds may not use the funds to pay a person required to register as a lobbyist or for lobbying expenses. A political subdivision or private entity that violates this provision is not eligible to receive additional state funds.*

Select the Appropriate Response:

- Yes
- No
- N/A

For applicant agencies that selected either **No** or **N/A** above, have any non-federal funds been paid or will be paid to any person for influencing or attempting to influence an officer or employee of any agency, a member of Congress, an officer or employee of Congress in connection with this federal contract, loan, or cooperative agreement?

Select the Appropriate Reponse:

- Yes
- No
- N/A

Fiscal Year

Provide the begin and end date for the applicant agency's fiscal year (e.g., 09/01/20xx to 08/31/20xx).

Enter the Begin Date [mm/dd/yyyy]:

10/1/2010

Enter the End Date [mm/dd/yyyy]:

9/30/2011

Sources of Financial Support

Each applicant must provide the amount of grant funds expended during the most recently completed fiscal year for the following sources:

Enter the amount (\$) of Federal Grant Funds:

0

Enter the amount (\$) of State Grant Funds:

23000

Single Audit

Has the applicant agency expended federal grant funding of \$500,000 or more, or state grant funding of \$500,000 or more during the most recently completed fiscal year?

Select the Appropriate Response:

Yes

No

Note: Applicants who expend less than \$500,000 in federal grant funding or less than \$500,000 in state grant funding are exempt from the Single Audit Act and cannot charge audit costs to a CJD grant. However, CJD may require a limited scope audit as defined in OMB Circular A-133.

Applicant agencies that selected **Yes** above, provide the date of your organization's last annual single audit, performed by an independent auditor (in accordance with the Single Audit Act Amendments of 1996 and OMB Circular A-133).

Enter the date of your last annual single audit:

Equal Employment Opportunity Plan (EEOP)

Type I Entity: Defined as an applicant that meets one or more of the following criteria:

- the applicant has less than 50 employees;
- the applicant is a non-profit organization;
- the applicant is a medical institution;
- the applicant is an Indian tribe;
- the applicant is an educational institution, or
- the applicant is receiving a single award of less than \$25,000.

Requirements for a Type I Entity:

- The applicant is not required to prepare an EEOP because it is a Type I Entity as defined above, pursuant to 28 CFR 42.302; and
- the applicant will comply with applicable federal civil rights laws that prohibit discrimination in employment and in the delivery of services.

Type II Entity: Defined as an applicant that meets the following criteria:

- the applicant has 50 or more employees, and
- the applicant is receiving a single award of \$25,000 or more, but less than \$500,000.

Requirements for a Type II Entity: Federal law requires a Type II Entity to formulate an EEOP and keep it on file.

- The applicant agency is required to formulate an EEOP in accordance with 28 CFR 42.301, et seq., subpart E;
- the EEOP is required to be formulated and signed into effect within the past two years by the proper authority;
- the EEOP is available for review by the public and employees or for review or audit by officials of CJD, CJD's designee, or the Office of Civil Rights, Office of Justice Programs, U.S. Department of Justice, as required by relevant laws and regulations;
- the applicant will comply with applicable federal civil rights laws that prohibit discrimination in employment and in the delivery of services; and

- the EEOP is required to be on file in the office of (enter the name and address where the EEOP is filed below):

Enter the name of the person responsible for the EEOP and the address of the office where the EEOP is filed:

Type III Entity: Defined as an applicant that is NOT a Type I or Type II Entity.

Requirements for a Type III Entity: Federal law requires a Type III Entity to formulate an EEOP and submit it for approval to the Office for Civil Rights, Office of Justice Programs, U.S. Department of Justice.

- The EEOP is required to be formulated and signed into effect within the past two years by the proper authority;
- the EEOP has been submitted to the Office of Civil Rights (OCR), Office of Justice Programs, U.S. Department of Justice and has been approved by the OCR, or it will be submitted to the OCR for approval upon award of the grant, as required by relevant laws and regulations; and
- the applicant will comply with applicable federal civil rights laws that prohibit discrimination in employment and in the delivery of services.

Based on the definitions and requirements above, the applicant agency certifies to the following entity type:

Select the appropriate response:

- Type I Entity
- Type II Entity
- Type III Entity

Debarment

Each applicant agency will certify that it and its principles:

- Are not presently debarred, suspended, proposed for debarment, declared ineligible, sentenced to a denial of Federal benefits by a State or Federal Court, or voluntarily excluded from participation in this transaction by any federal department or agency;
- Have not within a three-year period preceding this application been convicted of or had a civil judgment rendered against them for commission of fraud or a criminal offense in connection with obtaining, attempting to obtain, or performing a public (federal, state, or local) transaction or contract under a public transaction; violation of federal or state antitrust statutes or commission of embezzlement, theft, forgery, bribery, falsification or destruction of records, making false statements, or receiving stolen property; or
- Are not presently indicted for or otherwise criminally or civilly charged by a governmental entity (federal, state, or local) with commission of any of the offenses enumerated in the above bullet; and have not within a three-year period preceding this application had one or more public transactions (federal, state, or local) terminated for cause or default.

Select the appropriate response:

- I Certify
- Unable to Certify

If you selected **Unable to Certify** above, please provide an explanation as to why the applicant agency cannot certify the statements.

Enter the debarment justification:

Fiscal Capability Information

Introduction

This **Fiscal Capability** section of the application collects information from nonprofit corporations applying for OOG grant funds.

Note: If you are NOT a nonprofit corporation, this information is not applicable; therefore, the 'Printer Friendly' version will be blank for all information collected in the Fiscal Capability section.

Click on the **Save and Continue** button at any time to save the information entered on this page. If you do not click on this button and navigate away from the page, your work will be lost. When you click the **Save and Continue** button, you may receive several error messages that instruct you to complete the required fields. Your data on any given tab will not save to the system until all required fields are complete and correct. In addition, you have a 2-hour time limit for each tab where you will need to complete the information correctly and then click the **Save and Continue** button. There is a timestamp in the upper-right hand corner of the page that notes when you first clicked on the tab. From that point, you have 2 hours to complete the information on that tab correctly. If you do not complete the information correctly (for the required fields) and then you click on the **Save and Continue** button, you will be redirected to the eGrants Home Page. If this happens, your data will not be saved in the system. You may also choose to compose a message on this page for OOG to review. This can be done by typing in the **Notes By Grantee / OOG** message box.

Organizational Information

Enter the Year in which the Corporation was Founded:

Enter the Date that the IRS Letter Granted 501(c)(3) Tax Exemption Status:

Enter the Employer Identification Number Assigned by the IRS:

Enter the Charter Number assigned by the Texas Secretary of State:

Accounting System

The grantee organization must incorporate an accounting system that will track direct and indirect costs for the organization (general ledger) as well as direct and indirect costs by project (project ledger). The grantee must establish a time and effort system to track personnel costs by project. This should be reported on an hourly basis, or in increments of an hour.

Is there a list of your organization's accounts identified by a specific number (i.e., a general ledger of accounts).

Select the appropriate response:

- Yes
- No

Does the accounting system include a project ledger to record expenditures for each Program by required budget cost categories?

Select the appropriate response:

- Yes
- No

Is there a timekeeping system that allows for grant personnel to identify activity and requires signatures by the employee and his or her supervisor?

Select the appropriate response:

- Yes
- No

If you answered 'No' to any question above in the Accounting System section, in the space provided below explain what action will be taken to ensure accountability.

Enter your explanation:

Financial Capability

Grant agencies should prepare annual financial statements. At a minimum, current internal balance sheet and income statements are required. A balance sheet is a statement of financial position for a grant agency disclosing assets, liabilities, and retained earnings at a given point in time. An income statement is a summary of revenue and expenses for a grant agency during a fiscal year.

Has the grant agency undergone an independent audit?

Select the appropriate response:

- Yes
- No

Does the organization prepare financial statements at least annually?

Select the appropriate response:

- Yes
- No

According to the organization's most recent Audit or Balance Sheet, are the current total assets greater than the liabilities?

Select the appropriate response:

- Yes
- No

If you selected 'No' to any question above under the Financial Capability section, in the space provided below explain what action will be taken to ensure accountability.

Enter your explanation:

Budgetary Controls

Grant agencies should establish a system to track expenditures against budget and / or funded amounts.

Are there budgetary controls in effect (e.g., comparison of budget with actual expenditures on a monthly basis) to include drawing down grant funds in excess of:

a) Total funds authorized on the Statement of Grant Award?

- Yes
- No

b) Total funds available for any budget category as stipulated on the Statement of Grant Award?

- Yes
- No

If you selected 'No' to any question above under the Budgetary Controls section, in the space provided below please explain what action will be taken to ensure accountability.

Enter your explanation:

Internal Controls

Grant agencies must safeguard cash receipts, disbursements, and ensure a segregation of duties exist. For example, one person should not have authorization to sign checks and make deposits.

Are accounting entries supported by appropriate documentation (e.g., purchase orders, vouchers, receipts, invoices)?

Select the appropriate response:

- Yes
- No

Is there separation of responsibility in the receipt, payment, and recording of costs?

Select the appropriate response:

- Yes
- No

If you selected 'No' to any question above under the Internal Controls section, in the space provided below please explain what action will be taken to ensure accountability.

Enter your explanation:

Budget Details Information






Introduction

This **Budget** section of your application details budget line items for your proposed project. To create a new budget line item, click on the icon in the **New Budget Item** column. You will be directed to a different area on this page to make selections specific to the budget category. After making your selection, write a brief description of the line item in the **Expenditure Description** box and enter the amount of OOG funds, Cash Match, and if applicable, In Kind Match in the areas provided. In the percentage box, you can enter a percentage for Personnel or number of items to be purchased for Supplies and/or Equipment. When you have finished, click on the **Add New Budget Line Item** button. Repeat this process for each budget line item needed in each budget category. If you need to edit your entries, click on the '+' icon to expand the budget grid. You will notice that a *pencil* icon will display after expanding the grid. Click on the *pencil* icon to be directed to the editing section on this page and follow the instructions in this area to complete your edits. Click on the **Save and Continue** button at any time to save the information entered on this page. If you do not click on this button and navigate away from the page, your work will be lost. When you click the **Save and Continue** button, you may receive several error messages that instruct you to complete the required fields. Your data on any given tab will not save to the system until all required fields are complete and correct. In addition, you have a 2-hour time limit for each tab where you will need to complete the information correctly and then click the **Save and Continue** button. There is a timestamp in the upper-right hand corner of the page that notes when you first

clicked on the tab. From that point, you have 2 hours to complete the information on that tab correctly. If you do not complete the information correctly (for the required fields) and then you click on the **Save and Continue** button, you will be redirected to the eGrants Home Page. If this happens, your data will not be saved in the system. You may also choose to compose a message on this page for OOG to review. This can be done by typing in the **Notes By Grantee / OOG** message box.

Getting Started

On this tab you will notice certain icons that are displayed.

-  = a **plus** icon – click on this icon to expand a list of items.
-  = a **minus** icon – click on this icon to collapse a list of items.
-  = a **new** icon – click on this icon to add a new item.
-  = a **pencil** icon - click on this icon to edit your selections.
-  = an **information** icon - this help icon is next to certain items that may need further explanation. Simply click and review the information provided in the pop up window.

Budget Information by Budget Line Item:

CATEGORY	SUB CATEGORY	DESCRIPTION	CJD	CASH MATCH	IN-KIND MATCH	GPI	TOTAL	UNIT/%
Equipment	Police / Sheriff Department Vehicles (equipped for law enforcement)	Chevrolet Tahoe Police Pursuit Vehicle and equipment	\$39,236.00	\$0.00	\$0.00	\$0.00	\$39,236.00	100

Source of Match Information



Introduction

The **Source of Match** section of your application collects information regarding the source and amount of **Cash Match** and **In Kind Match**. Please enter the description and amounts of match in the spaces provided below and select whether the item is 'Cash Match' or 'In-Kind Match'. After entering an item click on the **Add New Item** button. When an item has been added, it will appear in the 'Edit the Source(s) of Match Reported' table. You may edit each of the items added to this table by clicking on the 'pencil' icon. If you edited an item in the table, click on the 'diskette' icon to save your edited entries. For further information regarding matching funds refer to *I TAC*, §3.3; for program income refer to *I TAC*, §3.73 and §3.87. Click on the **Save and Continue** button at any time to save the information entered on this page. If you do not click on this button and navigate away from the page, your work will be lost. When you click the **Save and Continue** button, you may receive several error messages that instruct you to complete the required fields. Your data on any given tab will not save to the system until all required fields are complete and correct. In addition, you have a 2-hour time limit for each tab where you will need to complete the information correctly and then click the **Save and Continue** button. There is a timestamp in the upper-right hand corner of the page that notes when you first clicked on the tab. From that point, you have 2 hours to complete the information on that tab correctly. If you do not complete the information correctly (for the required fields) and then you click on the **Save and Continue** button, you will

be redirected to the eGrants Home Page. If this happens, your data will not be saved in the system. You may also choose to compose a message on this page for OOG to review. This can be done by typing in the **Notes By Grantee / OOG** message box.

Getting Started

On this tab you will notice certain icons that are displayed.

-  = a **pencil** icon - click on this icon to edit your selections.
-  = an **information** icon - this help icon is next to certain items that may need further explanation. Simply click and review the information provided in the pop up window.

Detail Source of Match/GPI:

DESCRIPTION	MATCH TYPE	AMOUNT
-------------	------------	--------

Summary Source of Match/GPI:

Total Report	Cash Match	In Kind	GPI Federal Share	GPI State Share
\$0.00	\$0.00	\$0.00	\$0.00	\$0.00

Budget Summary Information

Budget Summary Information by Budget Category:

CATEGORY	CJD	CASH MATCH	IN-KIND MATCH	GPI	TOTAL
Equipment	\$39,236.00	\$0.00	\$0.00	\$0.00	\$39,236.00

Budget Grand Total Information:

CJD	CASH MATCH	IN-KIND MATCH	GPI	TOTAL
\$39,236.00	\$0.00	\$0.00	\$0.00	\$39,236.00

Condition Of Fundings Information

DESCRIPTION	CREATED	MET	HOLD FUND
-------------	---------	-----	-----------

You are logged in as **User Name:** Judy Switzer ; **UserName:** Switzer_Judy * INTERNALUSER

Snapshot Description: Application - Reviewed by Intake

Created: 3/21/2010 10:39:12 PM